

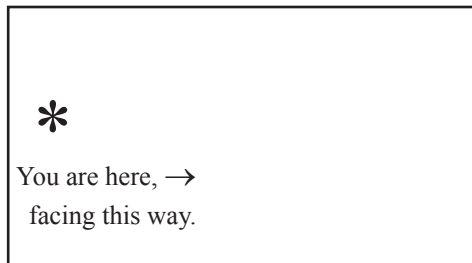
The Earasaid

The Earasaid traditionally worn by Scottish woman prior to the 19th century, is similar to the Feile Mhor or Great Kilt worn by men. The following are instructions on how you can pleat and wear your own Earasaid.

Items you'll need:

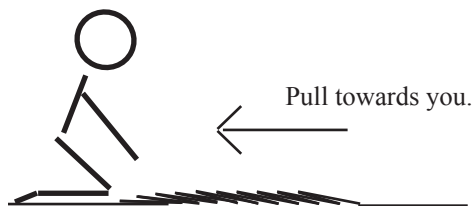
- √ Tartan
- √ Measurement from your waist to mid-calf, or any other length you prefer. Keep in mind that you generally want to leave enough fabric above the belt to comfortably bring up over your shoulders.
- √ A belt at least one inch wide
- √ A skirt and blouse or underdress
- √ Brooch (optional)
- √ Another person (not necessary but very helpful)
- √ Lots of floor space. A smooth surface is recommended.

First, lay out the tartan (fabric) on the floor.



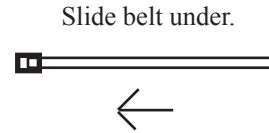

*Note — Drawings are not to scale

Kneel down on one end of the tartan. Leaving 6-12 inches unpleated, begin by pulling the tartan towards you, grabbing about 6 inches at a time. You may wish to use the stripes as a guide. You will probably make an adjustments once you've done this a couple of times. Keep pleating until you have about an equal amount of non pleated material on the other side.




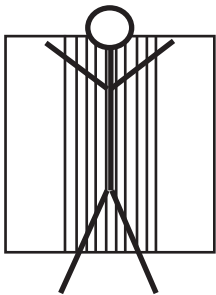


At this point you need to be careful not to undo your pleats. Turn your belt wrong side up and slide it under the earasaid. You can also try carefully folding up the earasaid, placing the belt under and then carefully laying it back down again. Position the belt at the waist measurement you took earlier.

Your earasaid should look something like this now. →




Now is when the second person comes in handy. Lie down on top of the earasaid with the belt at your waist. Pull the belt up around you and fasten it.




(pictured with under-dress)

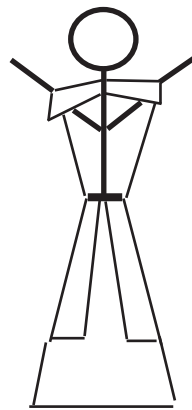
What you do with the top portion is now up to you (and the weather). You can leave it hanging to keep your legs warm on a cold day, on a warmer day tuck it in at the corners to keep it out of your way, or wear it up over your shoulders as a cape. It can also be worn pinned at the shoulder or pinned at the neck for a cloak (extra can be used for a hood).




Worn down



Down but tucked in



As a cape



Pinned to your shirt at the shoulder.